

TECHNICAL DATA



ITM
Muhendislik San. ve Tic. A.Ş.

1. Karagölanoglu Etem Zengin İş Merkezi No: 25
34418 Seyrantepe - İstanbul - Türkiye
Tel: +90 212 278 78 12 Fax: +90 212 278 78 11
web site: www.itmfilter.com e-mail: itm@lahas.com

SERIES	Type	No. of Bags	Bag Size	max. Flow 2	Material 1	max. allowable Pressure		max. allowable Temperature		Inlet outlet connection	Type	Vent 4	Main dimensions 3 [mm]					
						[bar]	[°C]	[L]	[kp]				N1 / N2	BSP	A	B	C	D
MAXILINE VMDE	VMDE-0401-AS10-100D	4	01	80	SS	10	120	90	180	DN 100	Flange	1/4"	475	390	229	559	400	1950
	VMDE-0402-AS10-100D	4	02	160	SS	10	120	185	220	DN 100	Flange	1/4"	475	740	229	559	400	2300
MAXILINE VMBF	VMBF-0401-AS10-100D	4	01	80	SS	10	120	110	180	DN 100	Flange	1"	475	345	205	559	400	1950
	VMBF-0402-AS10-100D	4	02	160	SS	10	120	205	220	DN 100	Flange	1"	475	740	205	559	400	2300
	VMBF-0802-AS10-150D	8	02	320	SS	10	120	440	465	DN 150	Flange	1"	520	740	245	800	520	2500
	VMBF-1202-AS10-250D	12	02	480	SS	10	120	645	770	DN 250	Flange	1"	760	620	395	950	625	3300
MAXILINE MDE	MDE-0401-AS10-100D	4	01	80	SS	10	120	90	180	DN 100	Flange	1/4"	475	330	252	559	400	2000
	MDE-0402-AS10-100D	4	02	160	SS	10	120	185	220	DN 100	Flange	1/4"	475	680	252	559	400	2350
MAXILINE MBF	MBF-0401-AS10-100D	4	01	80	SS	10	120	110	180	DN 100	Flange	1"	475	345	205	559	400	1630
	MBF-0402-AS10-100D	4	02	160	SS	10	120	205	220	DN 100	Flange	1"	475	740	205	559	400	2270
	MBF-0802-AS10-150D	8	02	320	SS	10	120	440	465	DN 150	Flange	1"	520	740	245	800	520	2360
	MBF-1202-AS10-250D	12	02	480	SS	10	120	645	770	DN 250	Flange	1"	760	611	395	950	625	3000
	MBF-1602-AS10-300D	16	02	640	SS	10	120	945	975	DN 300	Flange	1"	875	590	470	1100	753	2800
	MBF-2002-AS10-350D	20	02	800	SS	10	120	1325	1050	DN 350	Flange	1"	980	700	555	1250	790	3085
	MBF-2402-AS10-350D	24	02	960	SS	10	120	1750	1700	DN 350	Flange	1"	980	735	555	1400	880	3120
TOPLINE	TBF-0101-AD10-050D	1	01	20	SS	10	160	13	36	DN 50	Flange	1/4"	450	395	49	219	307	1360
	TBF-0102-AD10-050D	1	02	40	SS	10	160	27,5	42	DN 50	Flange	1/4"	450	790	49	219	307	2140
	TBF-0101-AS16-050D	1	01	20	SS	16	160	13	40	DN 50	Flange	1/4"	445	341	160	219	307	1400
	TBF-0102-AS16-050D	1	02	40	SS	16	160	27,5	48	DN 50	Flange	1/4"	445	736	160	219	307	2190
SIDELINE	SBF-0103-AD16-040B	1	03	6	SS	16	160	3	12	1 1/2"	BSP	1/4"	300	75	114	110	840	
	SBF-0104-AD16-040B	1	04	12	SS	16	160	4,5	13	1 1/2"	BSP	1/4"	455	75	114	110	985	
	TSBF-0103-AD16-040B	1	03	6	SS	16	160	3	12	1 1/2"	BSP	1/4"	300	75	114	110	840	
	TSBF-0104-AD16-040B	1	04	12	SS	16	160	4,5	13	1 1/2"	BSP	1/4"	455	75	114	110	985	
	SBF-0101-AD10-050D	1	01	20	SS	10	160	18	38	DN 50	Flange	1/4"	495	80	219	220	1040	
	SBF-0102-AD10-050D	1	02	40	SS	10	160	32	46	DN 50	Flange	1/4"	890	80	219	220	1820	
	SBF-0101-AD10-080D	1	01	20	SS	10	160	18	40	DN 80	Flange	1/4"	495	80	219	220	1040	
	SBF-0102-AD10-080D	1	02	40	SS	10	160	32	48	DN 80	Flange	1/4"	890	80	219	220	1820	
	SBF-0101-AS16-050D	1	01	20	SS	16	160	18	41	DN 50	Flange	1/4"	495	80	219	220	1040	
	SBF-0102-AS16-050D	1	02	40	SS	16	160	32	51	DN 50	Flange	1/4"	890	80	219	220	1820	
	SBF-0101-AS16-080D	1	01	20	SS	16	160	18	46	DN 80	Flange	1/4"	495	80	219	220	1040	
	SBF-0102-AS16-080D	1	02	40	SS	16	160	32	56	DN 80	Flange	1/4"	890	80	219	220	1820	
	TSBF-0101-AD06-050D	1	01	20	SS	6	160	18	38	DN 50	Flange	1/4"	495	80	219	220	1040	
	TSBF-0102-AD06-050D	1	02	40	SS	6	160	32	46	DN 50	Flange	1/4"	890	80	219	220	1820	
DUOLINE	DTBF-0202-AD10-050D	1+1	02	40	SS	10	160	60	145	DN 50	Flange	1/4"	330	790	49	219	848	2020
	DSBF-0202-AD10-050D	1+1	02	40	SS	10	160	68	165	DN 50	Flange	1/4"	330	890	80	219	674	2150
MODULINE	MTBF-0201-AD10-080D	2	01	40	SS	10	160	30	127	DN 80	Flange	1/4"	330	518	49	219	834	1360
	MTBF-0202-AD10-080D	2	02	80	SS	10	160	60	139	DN 80	Flange	1/4"	330	913	49	219	834	2140
	MSBF-0201-AD10-080D	2	01	40	SS	10	160	36	131	DN 80	Flange	1/4"	330	618	80	219	660	1500
	MSBF-0202-AD10-080D	2	02	80	SS	10	160	64	147	DN 80	Flange	1/4"	330	1013	80	219	660	2270
TOPLINE-Dual	TBF-0201-AS10-080D	2	01	40	SS	10	160	30	110	DN 80	Flange	1/4"	400	260	232	219	400	1360
	TBF-0202-AS10-080D	2	02	80	SS	10	160	60	130	DN 80	Flange	1/4"	400	655	232	219	400	2140
POLYLINE	PBF-0101-PO10-050B	1	01	12	PPL	10	20	25	23	2"	BSP	1/4"	83	527	86	263	156	1380
	PBF-0102-PO10-050B	1	02	24	PPL	10	20	36	29	2"	BSP	1/4"	83	933	86	263	156	2140
	PBF-0101-PO10-050D	1	01	12	PPL	10	20	25	25	DN 50	Flange	1/4"	83	527	86	263	219	1380
	PBF-0102-PO10-050D	1	02	24	PPL	10	20	36	31	DN 50	Flange	1/4"	83	933	86	263	219	2140
	PBF-0102-PF06-050D	1	02	24	PVDF	7	20	36	46	DN 50	Flange	1/4"	83	933	86	263	219	2140
	DPBF-0201-PO10-050D	1+1	01	12	PPL / CPVC	10	20	55	74	DN 80	Flange	1/4"	160	990	132	263	760	1620
	DPBF-0202-PO10-050D	1+1	02	24	PPL / CPVC	10	20	78	86	DN 80	Flange	1/4"	160	1400	132	263	760	2380
FLOWLINE	FBF-0101-AD10-050B	1	01	20	SS	10	120	15,5	17	2"	BSP	1/4"	489	85	195	150	1040	
	FBF-0102-AD10-050B	1	02	40	SS	10	120	27	23	2"	BSP	1/4"	884	85	195	150	1820	
	FBF-0101-AD10-050D	1	01	20	SS	10	120	15,5	21,5	DN 50	Flange	1/4"	487	85	195	150	1040	
	FBF-0102-AD10-050D	1	02	40	SS	10	120	27	27	DN 50	Flange	1/4"	882	85	195	150	1820	
ECOLINE	EBF-0103-AC09-040B	1	03	6	SS	9	120	3	3,5	1 1/2"	BSP	1/4"	299	60	114	110	660	
	EBF-0104-AC09-040B	1	04	12	SS	9	120	4,5	4,5	1 1/2"	BSP	1/4"	454	60	114	110	970	
	EBF-0101-AC06-050B	1	01	20	SS	6	120	15,5	7,5	2"	BSP	1/4"	489	70	195	150	1025	
	EBF-0102-AC06-050B	1	02	40	SS	6	120	27	11	2"	BSP	1/4"	884	70	195	150	1805	

1) SS = Austenitic Stainless Steel SS 316 and CF8M or better. 2) Maximum theoretical flow based on water viscosity, bag specific. 3) Dimensions for reference only and approximate. Exact dimensions for installation purposes available on request. 4) For details, see available product specific data sheet.


Product Codes		MBF		04		02		AC		10		050		D	
D-DUOLINE	V	MDE-MAXILINE	No. of bags	01, 02,	Bag Size	01-short 7"	AC-	SS 316Ti	Pressure rating	06-6 bar	Connection Size	040-DN 40	Connection Type	B-BSP female	
M-MODULINE	T-T-Bolt closure	MBF-MAXILINE	04, 08,	12, 16,	02-long 7"	03-short 4"	AS-min.	SS 316	07-7 bar	050-DN 50	080-DN 80	D-DIN flange			
		TBF-TOPLINE	20, 24		04-long 4"		AD-min.	SS 316/CF8M	09-9 bar	100-DN 100	150-DN 150				
		SBF-SIDELINE					PO-PPL	Polypropylene	10-10 bar	300-DN 300	350-DN 350				
		PBF-POLYLINE					PF-PVDF		16-16 bar						
		FBF-FLOWLINE													
		EBF-ECOLINE													

APPLICATIONS


	ECOLINE	FLOWLINE	SIDELINE	TOPLINE	MAXILINE				POLYLINE	SANITARY Housings	DUOLINE	MODULINE
					MBF	VMBF	MDE	VMDE				
Coarse filtration >500 µm	■	■	■		■	■			■		■	■
Medium filtration >10 µm			■	■	■	■	■	■	■	■		
Fine filtration <10 µm				■			■	■		■		
Pre-filtration	■	■	■		■	■			■		■	■
Safety filtration			■	■	■	■	■	■		■	■	■
High volume					■	■						■
Batch filtration		■	■	■		■		■	■	■		
Circuit filtration			■	■	■	■	■	■	■			■
Continous filtration											■	
Solvents, Paints			■	■	■	■	■	■		■		
Fats and Oils			■	■	■	■	■	■		■	■	■
Catalyst, Activated Carbon				■			■	■		■		
Acids, Bases			■	■	■	■	■	■	■		■	
Petrochemicals			■	■	■	■	■	■			■	■
Water, Waste Water	■	■	■	■	■	■	■	■	■	■	■	■
Chemical Industry			■	■	■	■	■	■	■	■	■	■
Pharmaceuticals				■			■	■		■		
Metal Cleaning	■	■	■		■	■						■
Automotive				■	■	■						■
Electronics				■			■	■	■	■		
Food and Beverage			■	■			■	■		■		
Paint and Laquer			■	■	■	■	■	■			■	
Water Treatment	■	■	■	■	■	■	■	■	■	■	■	■
Galvanic Industry			■	■					■			



Automotive



Metal Parts
Washing




Resins, Polymers
Inks, Dispersions



Chemical
Industry



Petrochemicals



Water Treatment



Electronics
Semiconductor



Paint and
Lacquer



Galvanic Industry



Food and
Beverage



Pharmaceuticals



Environmental